



Applegate 2022 PG

2022-06-18 to 2022-06-23, FAI Category 2 event

Cumulative

Total results (FTV: 25%)


Provisional

#	Id	Name	Nat	Glider	Sponsor	T 1	T 2	T 3	T 4	T 5	T 6	Total
1	1026	Matt Henzi	M USA	Niviuk X-One		515.7	33.2	35.9/ 211.8	985.9	1000.0	879.7	3417
2	1045	Cody Mittanck	M USA	Niviuk X-One		509.0	116.0	35.9/ 212.1	978.3	932.4	799.8	3255
3	1004	Eric Ams	M USA	Ozone Zeno 2		28.8	914.8	26.3	947.6	914.2	367.0/ 612.4	3144
4	1009	Robert Brockie	M USA	Ozone Zeno 2		404.4	109.9	34.6/ 204.4	931.2	854.7	878.0	3103
5	1048	Christopher Pak	M USA	Niviuk XOne		77.8/139.7	113.7	210.1	988.0	913.4	826.0	3015
6	1012	Jay Cady	M USA	Ozone Enzo 3		481.7	905.8	27.5	840.3	39.0/ 205.6	730.2	2997
7	1065	Sebrand Warren	M USA	Ozone Zeno 2		433.7	16.1/ 316.1	26.4	919.7	838.7	710.0	2918
8	1023	Brian Fletcher	M USA	Ozone Zeno 2		417.3	817.4	12.6/ 26.3	946.5	80.6	616.2	2810
9	1040	FRANCISCO MANTARAS	M USA	Niviuk XOne		345.7	111.7	255.6	975.9	359.7/ 466.3	860.6	2797
10	1039	Andy Macrae	M USA	Gin Boomerang 12		68.0/ 122.2	113.9	114.6	937.2	879.5	736.4	2736
11	1015	Chris Cote	M USA	Ozone Enzo 3		420.8	822.9	275.1	420.5/ 573.5	769.9	72.6	2709
12	1025	Michal Hammel	M	Ozone Enzo 3		67.5/ 121.3	114.3	120.0	940.0	737.2	776.5	2641
13	1062	Jan Voegeli	M USA	Ozone Zeno 2		112.2	5.8/ 113.9	26.3	924.6	849.1	741.1	2633
14	1064	Benny Cochran	M USA	Ozone Zeno		44.7	386.3/ 628.5	26.3	782.2	783.6	621.5	2574
15	1003	Chris Amonson	M USA	Ozone Zeno		362.5	785.9	26.3	713.5	91.2/ 692.3	611.4	2565
16	1055	Andrey Shedel	M	Ozone Zeolite GT		225.0	780.1	114.6	653.7	419.8/ 648.3	662.3	2516
17	1032	Joey Jarrell	M USA	Airdesign Volt 4		103.6	228.6/ 371.9	26.4	757.7	791.2	716.5	2494
18	1024	Alderik Gastmans	M USA	Niviuk Peak 5		334.0	625.3	26.3	753.5	53.1/ 402.6	710.6	2476
19	1030	Bill Hughes	M USA	Gin Boomerang 12	Super Fly, FlyXC.org, Alfapilot	355.1	796.3	49.1/ 112.8	402.8	805.2	363.1	2369
20	1033	Violeta Jimenez	F USA	Ozone Enzo 3		41.0	34.9/ 111.3	85.2	935.1	498.8	791.1	2345
21	1050	Joshua Phillips	M USA	Gin Boomerang		29.1	37.7/ 120.1	187.9	779.9	522.3	788.3	2316
22	1019	William DeLey	M USA	Advance OXA3		130.3	644.9	1.1/ 26.3	763.6	756.4	82.2	2296
22	1056	Mark Simpson	M NZL	Ozone Zeno 2		376.0	101.7/ 120.6	208.2	947.6	79.3	662.0	2296
24	1046	Christopher Moody	M USA	Ozone Delta 4		262.5	0.0	190.7	354.0/ 460.5	780.7	706.1	2294
25	1044	George Milheim	M USA	Gin Leopard		129.4	453.7	190.7	775.9	731.0	110.3/ 385.0	2262
26	1058	Mike Steed	M USA	Flow XCRacer		50.7	841.7	27.5	644.4	485.0	82.5/ 137.7	2054
27	1060	John Tosti	M USA	Ozone Delta 4		41.5	627.8	188.5	343.8	753.0	40.3/ 140.5	1953
28	1047	Jordan Newton	M USA	Ozone Alpina 4		29.0	18.3/ 58.3	26.3	457.0	727.2	667.5	1896
29	1020	Josh Finkelstein	M USA	Ozone Zeno		58.9/ 105.8	119.6	208.4	411.6	883.9	259.9	1823
30	1011	Oleksiy Buynnyskyy	M USA	Ozone Enzo 3		134.6	33.2	113.5	751.4	80.3/ 104.1	729.2	1809
31	1053	Andrew Ross	M USA	Ozone Alpina 4		126.0	171.9/ 279.6	26.3	363.8	713.6	511.1	1760
32	1066	Alex Tenenbaum	M USA	Gin Camino		0.0	683.3	26.3	384.7	495.9	51.3/ 85.6	1615
33	1049	Marc Pelberg	M	Ozone Zeo Lite GT		102.7/ 142.2	282.3	143.4	405.0	0.0	656.5	1590
34	1063	Ethan Weir	M USA	Ozone Alpina 4		122.8	675.1	113.1	34.2/ 46.6	461.5	0.0	1407
35	1038	Chaeden Lueberke	M	Ozone Delta 4		37.4/ 76.6	666.5	44.0	231.0	397.8	91.2	1377
36	1005	Borce Atanasov	M USA	Ozone Alpina 4		28.8	665.6	26.3	233.3	386.0	19.9/ 69.6	1331
37	1014	Matthew Cone	M USA	Ozone Rush 6		222.5	468.1	28.3	375.8	55.5/ 75.4	53.6	1150
38	1016	Sam Crocker	M USA	Ozone Zeno		44.0	26.1/ 36.7	113.6	217.4	687.6	31.7	1089
39	1043	Michael Mccook	M USA	Ozone Zeno		34.3	494.5	119.0	39.0/ 53.2	400.2	0.0	1087
40	1028	Tristan Horn	M USA	Ozone Zeolite GT		14.1/ 28.8	624.5	26.3	317.6	79.3	31.7	1062

#	Id	Name	Nat	Glider	Sponsor	T 1	T 2	T 3	T 4	T 5	T 6	Total
41	1029	Jerad Hoy	M USA	Gin Explorer		36.5	34.9/ 111.3	103.9	232.9	308.6	353.9	1034
42	1008	Eric Beckman	M USA	Flow XC Racer		130.7	121.7	1.1/ 26.3	306.6	442.3	31.7	1002
43	1051	Blake Pigeon	M USA	Ozone Delta 4		34.8	449.1	26.3	28.4/ 38.7	430.3	31.7	969
44	1001	Ismail Abdolahi	M USA	Niviuk X-One		28.8	112.3	26.3	28.4/ 38.7	763.6	31.7	959
45	1021	Alan Flemming	M USA	Ozone Alpina 2		39.2	89.0	45.2	372.9	410.4	22.5/ 78.5	940
46	1052	Aaron Rinn	M USA	Ozone Swift 5		122.8	500.1	26.3	205.2	53.1/ 72.1	31.7	907
47	1013	Valter Castilho	M USA	AirDesign Volt 3		244.6	321.5	84.9	150.0	54.9/ 74.6	31.7	856
48	1034	Nick Kedev	M USA	Ozone Alpina 4		125.8	113.0	26.3	300.3	293.2	1.3/ 98.1	834
49	1027	ERIC HOLIFIELD	M USA	777 Q-Light		129.1	324.8	59.6	207.2	52.9/ 71.9	0.0	774
50	1022	Blake Fletcher	F USA	Ozone Alpina 3		20.4/ 36.7	39.6	157.4	293.1	77.0	83.8	632
51	1057	Mark Snyder	M USA	Ozone Z-Alps		231.4	29.0/ 34.4	26.3	225.8	0.0	89.0	602
52	1035	Steven Young	M USA	Nova Triton		109.9	32.0/ 44.9	26.3	223.5	66.7	31.7	458
53	1054	Mark Sanzone	M USA	UP Summit XC4		74.6	33.2	60.7	204.8	76.1	25.8/ 34.9	442
54	1010	Christopher Budicin	M USA	Ozone Alpina 2		39.5	118.5	115.3	48.8/ 66.6	75.3	0.0	397
55	1006	Kelie Bailey	M USA	Davinci Tango		28.8	86.5	26.3	26.2/ 71.7	72.6	184.1	396
56	1037	Nicholas Fulmor	M USA	Ozone Delta 2		28.8	33.2	26.3	0.0	79.4	26.1/ 31.7	194
57	1017	Justin Caprari	M	Xummit XC4		34.2	0.0	0.0	145.7	0.0	0.0	180
58	1042	Carl Martell	M USA	Dudek Colt2		32.3	45.3	26.3	38.7	28.8	26.5/ 31.7	169
59	1041	Vincent Marrot	M	Flow Fusion		28.8	23.6/ 33.2	26.3	40.3	38.6	31.7	158
60	1061	David Van Wyke	M USA	Gradient Aspen 6		28.8	0.0	0.0	38.7	53.3	31.7	153
61	1007	Brad Bass	M USA	Ozone Delta 3		0.0	0.0	26.3	38.7	28.8	0.0	94
62	1059	Tim Taylor	M USA	Ozone Alpina 3		40.8	45.2	0.0	0.0	0.0	0.0	86
63	1036	Pamela Kinnaird	F USA	Ozone Alpina 4		0.0	0.0	0.0	0.0	0.0	0.0	0

Task	Date	Distance [km]	FTV Validity	Type
T1 Saturday	2022-06-18 13:30	52.2	51.57%	Race to goal
T2 Sunday	2022-06-19 11:30	68.4	91.48%	Race to goal
T3 Monday	2022-06-20 12:00	55.6	27.51%	Race to goal
T4 Tuesday	2022-06-21 14:15	57.2	98.8%	Race to goal
T5 Wednesday	2022-06-22 12:50	76.2	100%	Race to goal
T6 Thursday	2022-06-23 12:30	59.2	87.97%	Race to goal

Report created: 2022-06-23T20:42:47-07:00

FS development, maintenance and support by  volirium



Applegate 2022 PG

2022-06-18 to 2022-06-23, FAI Category 2 event

Cumulative : Women

Total results (FTV: 25%)


Provisional

#	Id	Name		Nat	Glider	Sponsor	T 1	T 2	T 3	T 4	T 5	T 6	Total
1	1033	Violeta Jimenez	F	USA	Ozone Enzo 3		41.0	34.9/ 111.3	85.2	935.1	498.8	791.1	2345
2	1022	Blake Fletcher	F	USA	Ozone Alpina 3		20.4/ 36.7	39.6	157.4	293.1	77.0	83.8	632
3	1036	Pamela Kinnaird	F	USA	Ozone Alpina 4		0.0	0.0	0.0	0.0	0.0	0.0	0

Results include only those pilots where female equals 1

Task	Date	Distance [km]	FTV Validity	Type
T1 Saturday	2022-06-18 13:30	52.2	51.57%	Race to goal
T2 Sunday	2022-06-19 11:30	68.4	91.48%	Race to goal
T3 Monday	2022-06-20 12:00	55.6	27.51%	Race to goal
T4 Tuesday	2022-06-21 14:15	57.2	98.8%	Race to goal
T5 Wednesday	2022-06-22 12:50	76.2	100%	Race to goal
T6 Thursday	2022-06-23 12:30	59.2	87.97%	Race to goal

Report created: 2022-06-23T21:07:02-07:00

FS development, maintenance and support by  volirium



Applegate 2022 PG

2022-06-18 to 2022-06-23, FAI Category 2 event

Cumulative : Serial

Total results (FTV: 25%)

Provisional


#	Id	Name	Nat	Glider	Sponsor	T 1	T 2	T 3	T 4	T 5	T 6	Total
1	1004	Eric Ams	M USA	Ozone Zeno 2		28.8	914.8	26.3	947.6	914.2	367.0/ 612.4	3144
2	1009	Robert Brockie	M USA	Ozone Zeno 2		404.4	109.9	34.6/ 204.4	931.2	854.7	878.0	3103
3	1065	Sebrand Warren	M USA	Ozone Zeno 2		433.7	16.1/ 316.1	26.4	919.7	838.7	710.0	2918
4	1023	Brian Fletcher	M USA	Ozone Zeno 2		417.3	817.4	12.6/ 26.3	946.5	80.6	616.2	2810
5	1062	Jan Voegeli	M USA	Ozone Zeno 2		112.2	5.8/ 113.9	26.3	924.6	849.1	741.1	2633
6	1064	Benny Cochran	M USA	Ozone Zeno		44.7	386.3/ 628.5	26.3	782.2	783.6	621.5	2574
7	1003	Chris Amonson	M USA	Ozone Zeno		362.5	785.9	26.3	713.5	91.2/ 692.3	611.4	2565
8	1055	Andrey Shedel	M	Ozone Zeolite GT		225.0	780.1	114.6	653.7	419.8/ 648.3	662.3	2516
9	1032	Joey Jarrell	M USA	Airdesign Volt 4		103.6	228.6/ 371.9	26.4	757.7	791.2	716.5	2494
10	1024	Alderik Gastmans	M USA	Niviuk Peak 5		334.0	625.3	26.3	753.5	53.1/ 402.6	710.6	2476
11	1056	Mark Simpson	M NZL	Ozone Zeno 2		376.0	101.7/ 120.6	208.2	947.6	79.3	662.0	2296
11	1019	William DeLey	M USA	Advance OXA3		130.3	644.9	1.1/ 26.3	763.6	756.4	82.2	2296
13	1046	Christopher Moody	M USA	Ozone Delta 4		262.5	0.0	190.7	354.0/ 460.5	780.7	706.1	2294
14	1044	George Milheim	M USA	Gin Leopard		129.4	453.7	190.7	775.9	731.0	110.3/ 385.0	2262
15	1058	Mike Steed	M USA	Flow XCRacer		50.7	841.7	27.5	644.4	485.0	82.5/ 137.7	2054
16	1060	John Tosti	M USA	Ozone Delta 4		41.5	627.8	188.5	343.8	753.0	40.3/ 140.5	1953
17	1047	Jordan Newton	M USA	Ozone Alpina 4		29.0	18.3/ 58.3	26.3	457.0	727.2	667.5	1896
18	1020	Josh Finkelstein	M USA	Ozone Zeno		58.9/ 105.8	119.6	208.4	411.6	883.9	259.9	1823
19	1053	Andrew Ross	M USA	Ozone Alpina 4		126.0	171.9/ 279.6	26.3	363.8	713.6	511.1	1760
20	1066	Alex Tenenbaum	M USA	Gin Camino		0.0	683.3	26.3	384.7	495.9	51.3/ 85.6	1615
21	1049	Marc Pelberg	M	Ozone Zeo Lite GT		102.7/ 142.2	282.3	143.4	405.0	0.0	656.5	1590
22	1063	Ethan Weir	M USA	Ozone Alpina 4		122.8	675.1	113.1	34.2/ 46.6	461.5	0.0	1407
23	1038	Chaeden Luebberke	M	Ozone Delta 4		37.4/ 76.6	666.5	44.0	231.0	397.8	91.2	1377
24	1005	Borce Atanasov	M USA	Ozone Alpina 4		28.8	665.6	26.3	233.3	386.0	19.9/ 69.6	1331
25	1014	Matthew Cone	M USA	Ozone Rush 6		222.5	468.1	28.3	375.8	55.5/ 75.4	53.6	1150
26	1043	Michael Mccook	M USA	Ozone Zeno		34.3	494.5	119.0	39.0/ 53.2	400.2	0.0	1087
27	1028	Tristan Horn	M USA	Ozone Zeolite GT		14.1/ 28.8	624.5	26.3	317.6	79.3	31.7	1062
28	1029	Jerad Hoy	M USA	Gin Explorer		36.5	34.9/ 111.3	103.9	232.9	308.6	353.9	1034
29	1008	Eric Beckman	M USA	Flow XC Racer		130.7	121.7	1.1/ 26.3	306.6	442.3	31.7	1002
30	1051	Blake Pigeon	M USA	Ozone Delta 4		34.8	449.1	26.3	28.4/ 38.7	430.3	31.7	969
31	1021	Alan Flemming	M USA	Ozone Alpina 2		39.2	89.0	45.2	372.9	410.4	22.5/ 78.5	940
32	1052	Aaron Rinn	M USA	Ozone Swift 5		122.8	500.1	26.3	205.2	53.1/ 72.1	31.7	907
33	1013	Valter Castilho	M USA	AirDesign Volt 3		244.6	321.5	84.9	150.0	54.9/ 74.6	31.7	856
34	1034	Nick Kedev	M USA	Ozone Alpina 4		125.8	113.0	26.3	300.3	293.2	1.3/ 98.1	834
35	1027	ERIC HOLIFIELD	M USA	777 Q-Light		129.1	324.8	59.6	207.2	52.9/ 71.9	0.0	774
36	1022	Blake Fletcher	F USA	Ozone Alpina 3		20.4/ 36.7	39.6	157.4	293.1	77.0	83.8	632
37	1057	Mark Snyder	M USA	Ozone Z-Alps		231.4	29.0/ 34.4	26.3	225.8	0.0	89.0	602
38	1035	Steven Young	M USA	Nova Triton		109.9	32.0/ 44.9	26.3	223.5	66.7	31.7	458
39	1054	Mark Sanzone	M USA	UP Summit XC4		74.6	33.2	60.7	204.8	76.1	25.8/ 34.9	442
40	1010	Christopher Budicin	M USA	Ozone Alpina 2		39.5	118.5	115.3	48.8/ 66.6	75.3	0.0	397
41	1006	Kelie Bailey	M USA	Davinci Tango		28.8	86.5	26.3	26.2/ 71.7	72.6	184.1	396
42	1037	Nicholas Fulmor	M USA	Ozone Delta 2		28.8	33.2	26.3	0.0	79.4	26.1/ 31.7	194

#	Id	Name	Nat	Glider	Sponsor	T 1	T 2	T 3	T 4	T 5	T 6	Total
43	1017	Justin Caprari	M	Xummit XC4		34.2	0.0	0.0	145.7	0.0	0.0	180
44	1042	Carl Martell	M	USA	Dudek Colt2	32.3	45.3	26.3	38.7	28.8	26.5/ 31.7	169
45	1041	Vincent Marrot	M		Flow Fusion	28.8	23.6/ 33.2	26.3	40.3	38.6	31.7	158
46	1061	David Van Wyke	M	USA	Gradient Aspen 6	28.8	0.0	0.0	38.7	53.3	31.7	153
47	1007	Brad Bass	M	USA	Ozone Delta 3	0.0	0.0	26.3	38.7	28.8	0.0	94
48	1059	Tim Taylor	M	USA	Ozone Alpina 3	40.8	45.2	0.0	0.0	0.0	0.0	86
49	1036	Pamela Kinnaird	F	USA	Ozone Alpina 4	0.0	0.0	0.0	0.0	0.0	0.0	0

Results include only those pilots where ca:Serial equals 1

Task	Date	Distance [km]	FTV Validity	Type
T1 Saturday	2022-06-18 13:30	52.2	51.57%	Race to goal
T2 Sunday	2022-06-19 11:30	68.4	91.48%	Race to goal
T3 Monday	2022-06-20 12:00	55.6	27.51%	Race to goal
T4 Tuesday	2022-06-21 14:15	57.2	98.8%	Race to goal
T5 Wednesday	2022-06-22 12:50	76.2	100%	Race to goal
T6 Thursday	2022-06-23 12:30	59.2	87.97%	Race to goal

Report created: 2022-06-23T21:07:09-07:00

FS development, maintenance and support by  volirium



Applegate 2022 PG

2022-06-18 to 2022-06-23, FAI Category 2 event

Cumulative : Sport

Total results (FTV: 25%)

Provisional

#	Id	Name	Nat	Glider	Sponsor	T 1	T 2	T 3	T 4	T 5	T 6	Total
1	1032	Joey Jarrell	M USA	AirDesign Volt 4		103.6	228.6/ 371.9	26.4	757.7	791.2	716.5	2494
2	1046	Christopher Moody	M USA	Ozone Delta 4		262.5	0.0	190.7	354.0/ 460.5	780.7	706.1	2294
3	1060	John Tosti	M USA	Ozone Delta 4		41.5	627.8	188.5	343.8	753.0	40.3/ 140.5	1953
4	1047	Jordan Newton	M USA	Ozone Alpina 4		29.0	18.3/ 58.3	26.3	457.0	727.2	667.5	1896
5	1053	Andrew Ross	M USA	Ozone Alpina 4		126.0	171.9/ 279.6	26.3	363.8	713.6	511.1	1760
6	1066	Alex Tenenbaum	M USA	Gin Camino		0.0	683.3	26.3	384.7	495.9	51.3/ 85.6	1615
7	1063	Ethan Weir	M USA	Ozone Alpina 4		122.8	675.1	113.1	34.2/ 46.6	461.5	0.0	1407
8	1038	Chaeden Luebberke	M	Ozone Delta 4		37.4/ 76.6	666.5	44.0	231.0	397.8	91.2	1377
9	1005	Borce Atanasov	M USA	Ozone Alpina 4		28.8	665.6	26.3	233.3	386.0	19.9/ 69.6	1331
10	1014	Matthew Cone	M USA	Ozone Rush 6		222.5	468.1	28.3	375.8	55.5/ 75.4	53.6	1150
11	1029	Jerad Hoy	M USA	Gin Explorer		36.5	34.9/ 111.3	103.9	232.9	308.6	353.9	1034
12	1051	Blake Pigeon	M USA	Ozone Delta 4		34.8	449.1	26.3	28.4/ 38.7	430.3	31.7	969
13	1021	Alan Flemming	M USA	Ozone Alpina 2		39.2	89.0	45.2	372.9	410.4	22.5/ 78.5	940
14	1052	Aaron Rinn	M USA	Ozone Swift 5		122.8	500.1	26.3	205.2	53.1/ 72.1	31.7	907
15	1013	Valter Castilho	M USA	AirDesign Volt 3		244.6	321.5	84.9	150.0	54.9/ 74.6	31.7	856
16	1034	Nick Kedev	M USA	Ozone Alpina 4		125.8	113.0	26.3	300.3	293.2	1.3/ 98.1	834
17	1027	ERIC HOLIFIELD	M USA	777 Q-Light		129.1	324.8	59.6	207.2	52.9/ 71.9	0.0	774
18	1022	Blake Fletcher	F USA	Ozone Alpina 3		20.4/ 36.7	39.6	157.4	293.1	77.0	83.8	632
19	1057	Mark Snyder	M USA	Ozone Z-Alps		231.4	29.0/ 34.4	26.3	225.8	0.0	89.0	602
20	1035	Steven Young	M USA	Nova Triton		109.9	32.0/ 44.9	26.3	223.5	66.7	31.7	458
21	1054	Mark Sanzone	M USA	UP Summit XC4		74.6	33.2	60.7	204.8	76.1	25.8/ 34.9	442
22	1010	Christopher Budicin	M USA	Ozone Alpina 2		39.5	118.5	115.3	48.8/ 66.6	75.3	0.0	397
23	1006	Kelie Bailey	M USA	Davinci Tango		28.8	86.5	26.3	26.2/ 71.7	72.6	184.1	396
24	1037	Nicholas Fulmor	M USA	Ozone Delta 2		28.8	33.2	26.3	0.0	79.4	26.1/ 31.7	194
25	1017	Justin Caprari	M	Xummit XC4		34.2	0.0	0.0	145.7	0.0	0.0	180
26	1042	Carl Martell	M USA	Dudek Colt2		32.3	45.3	26.3	38.7	28.8	26.5/ 31.7	169
27	1041	Vincent Marrot	M	Flow Fusion		28.8	23.6/ 33.2	26.3	40.3	38.6	31.7	158
28	1061	David Van Wyke	M USA	Gradient Aspen 6		28.8	0.0	0.0	38.7	53.3	31.7	153
29	1007	Brad Bass	M USA	Ozone Delta 3		0.0	0.0	26.3	38.7	28.8	0.0	94
30	1059	Tim Taylor	M USA	Ozone Alpina 3		40.8	45.2	0.0	0.0	0.0	0.0	86
31	1036	Pamela Kinnaird	F USA	Ozone Alpina 4		0.0	0.0	0.0	0.0	0.0	0.0	0

Results include only those pilots where ca:C Class equals 1

Task	Date	Distance [km]	FTV Validity	Type
T1 Saturday	2022-06-18 13:30	52.2	51.57%	Race to goal
T2 Sunday	2022-06-19 11:30	68.4	91.48%	Race to goal
T3 Monday	2022-06-20 12:00	55.6	27.51%	Race to goal
T4 Tuesday	2022-06-21 14:15	57.2	98.8%	Race to goal
T5 Wednesday	2022-06-22 12:50	76.2	100%	Race to goal
T6 Thursday	2022-06-23 12:30	59.2	87.97%	Race to goal

Report created: 2022-06-23T21:33:51-07:00

FS development, maintenance and support by volirium